

Handwriting Rules!

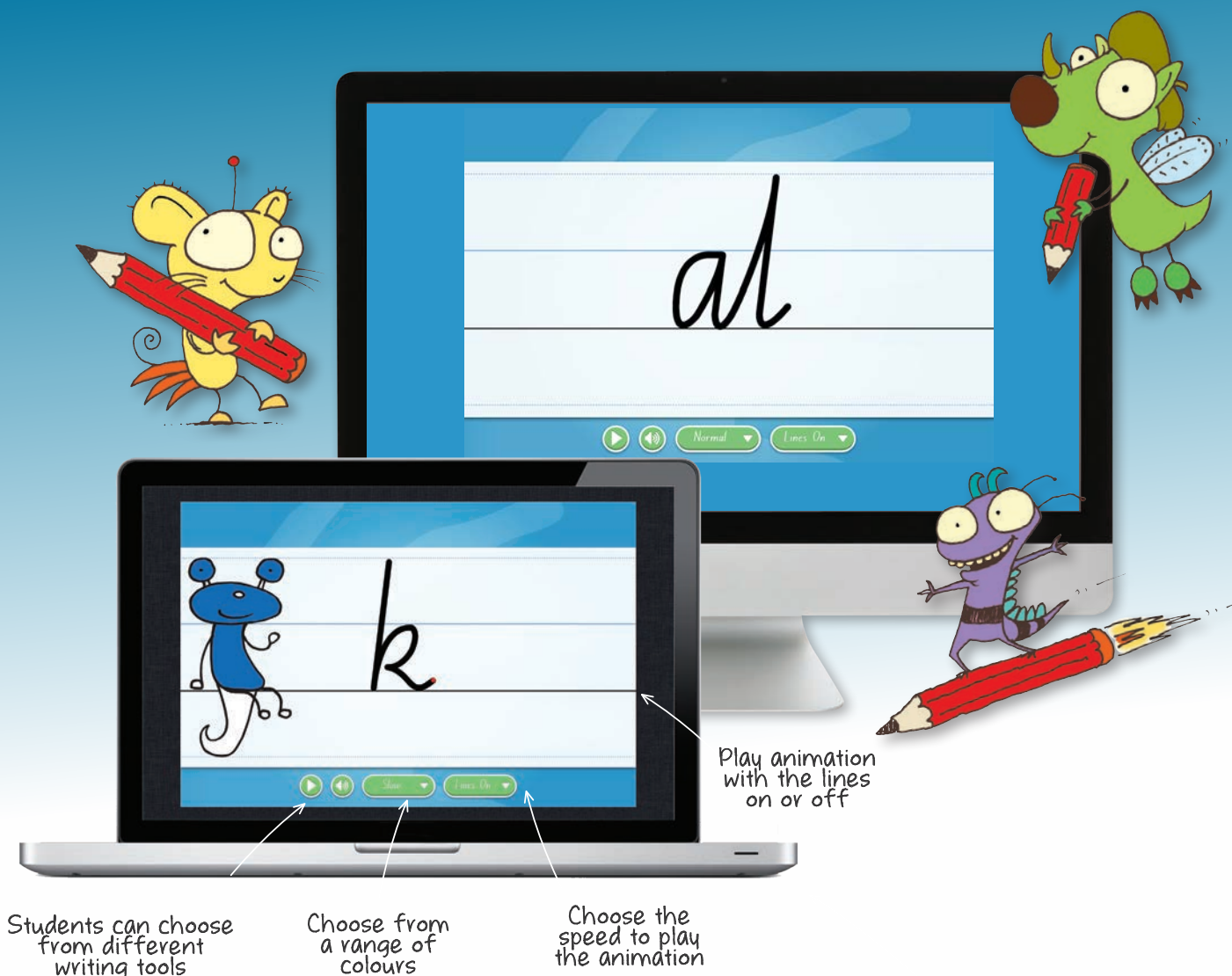


Develop fluent, legible handwriting while integrating English



VIC Modern Cursive Style

VIC English Syllabus for the Australian Curriculum



Full teacher support on 2 easy-to-use CDs

PACKED WITH RESOURCES FOR TEACHING, ASSESSING AND DIFFERENTIATION

Each CD features:

- **viewable** charts to warm up and get ready to write
- **animations** to model the correct formation of letters, numerals and joins
- **digital tracking or tracing activities** to embed the movement in students' motor memory
- **hundreds of printable resources** including a teaching guide, wall posters, pattern pages, differentiation worksheets, and assessment guide, checklists and certificates.

Everything you need to make teaching handwriting fun, relevant and successful for all students!




HANDWRITING RULES! EMBRACES YOUR FEEDBACK WITH:

- better Curriculum links via activities that go beyond Handwriting practice
- multi-sensory and cognitive approaches
- a clear progression of skills
- plenty of extra printable pages for differentiation
- digital activities that motivate and engage today's students.

Above all, this exceptional series makes handwriting fun!






FEATURES:


- chant for each letter, based on an alliterative noun group
- patterns to develop fine motor control
- track and trace with start dots and directional arrows
- artwork to reinforce the focus letter
- teacher box with words to look for on the page or to link to in other English Curriculum work
- cognitive approach, including patter phrases describing how to form each letter.

BONUS

Tear-off alphabet desk strip on back cover

QR code
links to video
animation of
letter forming







Chant:

cool cow
c c c

Trace the pattern.



Find c.



Track.

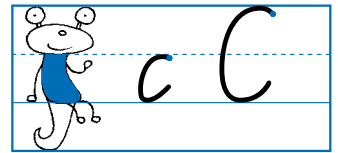


Handwriting: anticlockwise letter, body letter (c).
Vocabulary on page: cool, cow, cat, cup, cake, candle.
Extra vocabulary: cold.



10

c C



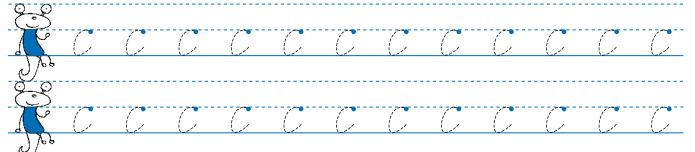
Track.



Trace.



Trace.



Write.



Start at one o'clock. Go left then curve down, around the bottom and up about halfway. Keep your pencil on the page.




11



Chant:

messy monkey
m m m

Trace the pattern.



Trace the pattern. Keep your pencil on the page.



Trace the pattern. Turn each pattern into a picture.



Track.

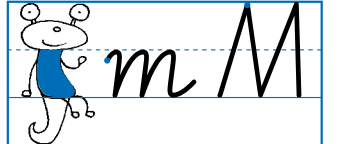


Handwriting: clockwise letter with rounded entry, body letter (m).
Vocabulary on page: messy, monkey.
Extra vocabulary: mat, mop, man, am, mum, men, him, many, munch.



26

m M




Track.



Trace.



Trace.



Write.



Enter up then go down, bounce up and across the top and make a second downstroke, then bounce up and across the top and make a third downstroke and go up to exit. Keep your pencil on the page.



27



year
1

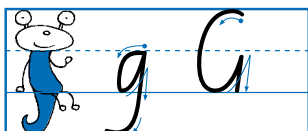


FEATURES:

- focus letter clearly modelled
- trace a pattern to warm up
- track and trace with start dots and directional arrows
- write words, with start dots to guide spacing
- write sentences
- self-assessment
- teacher box with links to grammar, punctuation, spelling and vocabulary, and literary elements.

QR code
links to video
animation of
letter forming

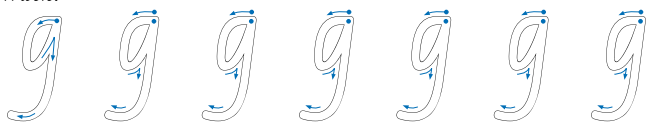




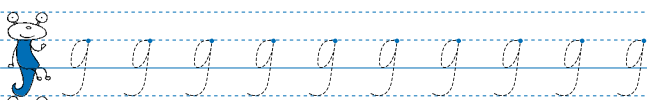
Warm up.




Track.



Trace then write.




Trace then write.



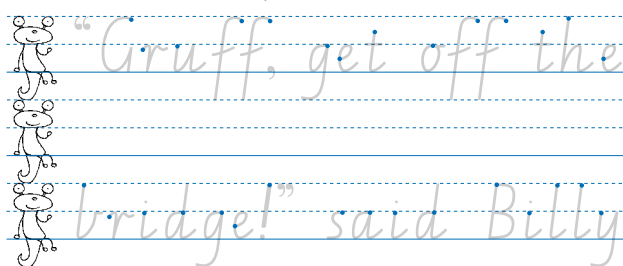
Handwriting: anticlockwise letter, body and tail letter (g).
Grammar: commands, proper nouns (Gruff, Billy).
Punctuation: direct speech, speech marks, exclamation mark.
Spelling and vocabulary: game, gasp, get, glue, go, goat, goblin, going, gone, grandma, grandpa, grape, grip.
Literary elements: alliteration, folk tale (The Three Billy Goats Gruff), story characters, onomatopoeia (glug).

14

Trace then write.



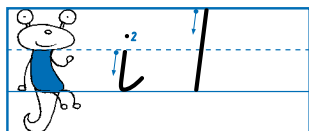
Trace then write.




Rate your writing.



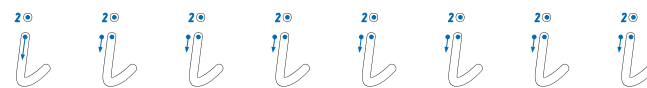
15



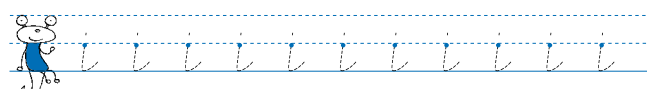
Warm up.




Track.



Trace then write.



Trace then write.




Handwriting: i family letter, body letter (i).
Grammar: simple sentence/statement, proper noun (Iggy), describing word/adjective (itchy).
Punctuation: capital letter to start a sentence, full stop.
Spelling and vocabulary: icky, idea, idol, igloo, iguana, imp, in, ink, insect, inside, into, is, isn't, it, itchy.
Literary elements: alliteration.




42

Trace then write.



Trace then write.



Rate your writing.



43






year
2

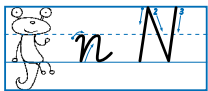


FEATURES:


- focus letters clearly modelled
- trace a picture to warm up
- trace a noun/verb/adverb alliterative label
- trace and write letters, words and sentences
- practice sentences connect to other elements of the English Curriculum
- self-assessment encourages students to think about their own learning
- teacher box with links to grammar, punctuation, spelling and vocabulary, and literary elements
- focus on exits, entries and the introduction of joins.

QR code
links to video
animation of
letter forming





Write the date.



Trace.

numbat nibbling noisily

Trace then write.

n n n n n n n n n n
N N N N N N N N N N
n N n N
n N n N

Trace then write.

nod needed noticed neigh

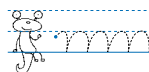
Handwriting: clockwise letter; body letter (n).
Grammar: nouns; feeling verb (noticed); thinking verb (noticed); how adverb (noisily); statement.
Punctuation: full stop; capital letter to start a sentence; possessive apostrophe (sailor's).

Spelling and vocabulary: night, delight, morning, needed, neigh, nibbling, nod, noisily, noticed, numbat, pink, sailor, warning; suffixes -ly, -ing (noisily, warning, nibbling); word families (nibble, nibbled, nibbles).
Literary elements: ancient rhyme (over 2000 years old) for weather forecasting; onomatopoeia (neigh); rhyme (night/delight, warning/morning).

22


Trace and finish the pattern.

Write the date.



Use n to finish these words. Trace the words.

nibble nibbles nibbled



Trace then write.

Pink in the morning a

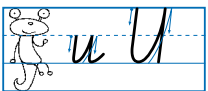
sailor's warning. Pink in

the night, a sailor's delight.

Self-assessment
How many n's did you write on this page? ☐
Draw a square around an n you could improve.



23



Write the date.



Trace.

unicorn untying untidily

Trace then write.

u u u u u u u u u u
U U U U U U U U U U
u U u U
u U u U

Trace then write.

undo undid unzip upend

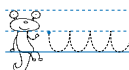
Handwriting: u family letter; body letter (u).
Grammar: nouns; action verbs; how adverbs; antonyms (did/undid); question: question word (What?).
Punctuation: question mark; capital letter to start a sentence.

Spelling and vocabulary: prefix un- (undid, undo, untidily, untying, unzip); suffixes -ing, -ly (untying, untidily); word families (untie, untied, unites, untying); umbrella, under, unicorn, upend.
Literary elements: riddle; joke; homophone word play (rain/rein).

44

Trace and finish the pattern.

Write the date.



Find and trace u and U.

u u U u u U u u U u u U

Use u to finish these words. Trace the words.

untie unties untied untying

Trace then write.

What animal needs to

stand under an umbrella?

A reindeer.



Self-assessment
How many u's have you written on this page? ☐
Circle your best u.



45



year
3




FEATURES:



- focus on diagonal, and horizontal touch joins and review of exits and entries
- clear instruction box for each new join
- helpful tips in speech bubbles
- variety of activities, including writing own texts
- focus on building fluency and legibility
- self-assessment encourages students to think about their own learning
- teacher box with links to grammar, punctuation, spelling and vocabulary, and literary elements.



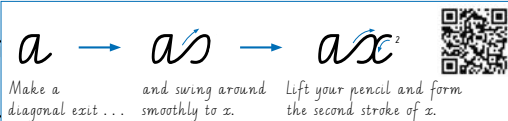
Diagonal joins




Trace then write.



To make a diagonal join to x, you need to swing around smoothly.





Trace then write.




Handwriting: diagonal joins to e and x. Spelling and vocabulary: common letter pairs; rhyme.

28

Diagonal joins



Trace then write.



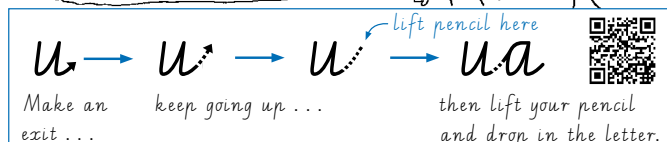
Write words of your own with f.

Handwriting: diagonal joins to f. Spelling and vocabulary: rhyme (gift/sift, life/wife).


29

Touch joins


The anticlockwise letters that start at one o'clock (a, c, d, g and q) are dropped into place. To join to them, lift your pencil.



Trace then write. Remember to make a long exit stroke, lift your pencil and drop in the second letter.



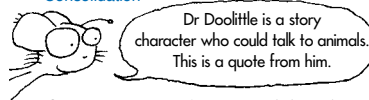
Trace then write. Put a tick above the touch joins.



Handwriting: touch joins to anticlockwise letters that start at one o'clock (a, c, d, g, and q) after letters with exits. (Touch joins at ed, ha and ng in quote.) Literary elements: quote from Charlotte's Web, by EB White (1952).


48

Consolidation




Copy it in your best joined handwriting.

"Oh that," said the Doctor, turning around - "that's a Wiff-Waff. Its full name is hippocampus pippitopitus"



Make up your own creature and give it a scientific sounding name. Draw a picture of it. Label its features.

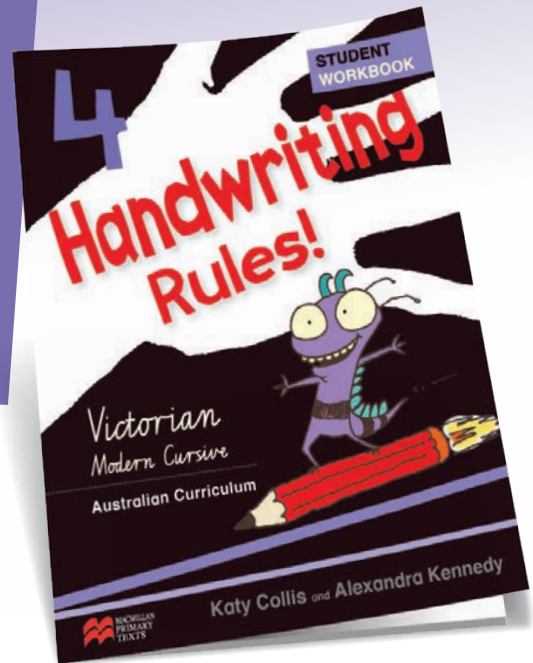


Handwriting: practising all joins; using capital letters to label diagrams. Grammar: pronouns (that, that's, its). Punctuation: speech marks; comma. Spelling and vocabulary: made-up words. Literary elements: quote from The Voyages of Doctor Doolittle, by Hugo Lofting (1922).

60




year
4



FEATURES:

- clear instruction box for each new join
- helpful tips in speech bubbles
- variety of activities provide English Curriculum context for handwriting, as well as encourage student engagement, interest and motivation
- extra challenges, such as writing without guidelines and new speed joins
- self-assessment encourages students to think about their own learning
- teacher box with links to grammar, punctuation, spelling and vocabulary, and literary elements
- review diagonal and horizontal joins, entries and exits
- introduction of speed loops
- consolidation of fluency and legibility.

QR code
links to video
animation of
each new join



Take care with all your joins.



Consolidation: Fluency and legibility

A **pangram** is a sentence that uses every letter of the alphabet. You can use letters more than once.

Trace then write these pangrams.

The wolf just kept dozing very

quietly in a crumpled box.



The mad taxi driver wove quickly

past the frisky zebra crossing the road.

A big funky ox squashed

the very cute jumping frogs

as they did a waltz.



Self-assessment

Cross out the words that don't apply.

I need to work on my letter shapes, slope, spacing, size, tails.

Handwriting: fluency and legibility; all joins. Literary elements: pangrams.

35

Consolidation: Fluency and legibility

Trace then write these sentences about classic stories.

The children entered Narnia through

a wardrobe in the spare room.

A cyclone whirled Dorothy

and Toto to the Land of Oz.

Gulliver was washed ashore in Lilliput.

Peter Pan flew to Neverland.

Alice fell into a rabbit-hole

and discovered Wonderland.

Make sure your writing arm and hand can move freely. Keep your pencil or pen hold relaxed and flexible.



Handwriting: fluency and legibility; all joins. Grammar: proper nouns (Narnia, Dorothy, Toto, Land of Oz, Gulliver, Lilliput, Peter Pan, Neverland, Alice, Wonderland); prepositional phrases (through a wardrobe, in the spare room); verbs (whirled, was washed). Literary elements: fantasy genre, characters and settings; entering fantasy worlds; references to *The Lion, the Witch and the Wardrobe*, by C S Lewis (1950), *The Wonderful Wizard of Oz*, by L Frank Baum (1900), *Gulliver's Travels*, by Jonathan Swift (1726), *Peter Pan*, by JM Barrie (1911), *Alice's Adventures in Wonderland*, by Lewis Carroll (1865). (Note, these books have all been made into films.)

36

Consolidation: Using capitals to complete forms

Complete the crime scene report to investigate what happened to Humpty Dumpty. Did Humpty fall or was it foul play?



When you fill in a form, it sometimes says you have to complete the form in block letters. This means you have to use all capital letters.

CRIME SCENE REPORT

TO BE COMPLETED IN BLOCK LETTERS

TYPE OF CRIME	
WHERE CRIME TOOK PLACE	
TIME CRIME TOOK PLACE	
VICTIM DETAILS	
DESCRIPTION OF CRIME SCENE	
EVIDENCE COLLECTED	
WITNESS NAME	
WITNESS STATEMENT	



Handwriting: capitals. Literary elements: common expression (foul play).

48

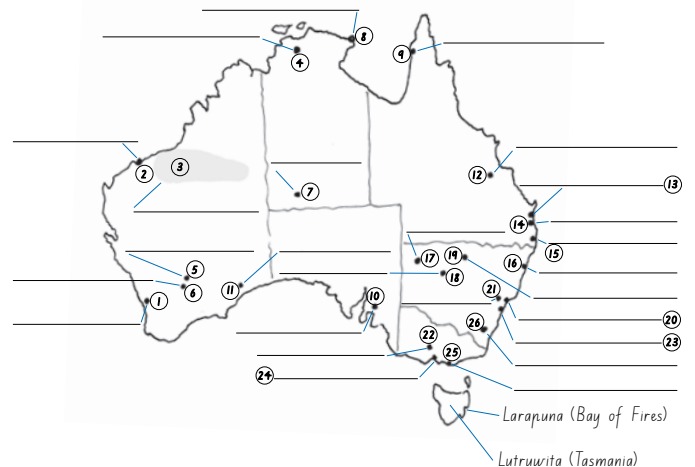
Print script for labelling

Some place names in Australia come from Australian Aboriginal languages.



Print the labels on the map.

- 1 Mundaring 2 Karratha 3 Pilbara 4 Jabiru 5 Kalgoorlie
- 6 Coolgardie 7 Yulara 8 Nhulunbuy 9 Aurukun 10 Tanunda
- 11 Cocklebyddy 12 Biloela 13 Noosa 14 Maroochydore 15 Currumbin
- 16 Arakoon 17 Wilcannia 18 Dubbo 19 Uralla 20 Turrumurra
- 21 Parramatta 22 Ballarat 23 Thirroul 24 Geelong 25 Wonthaggi
- 26 Canberra



Larapuna (Bay of Fires)
Lutruwita (Tasmania)



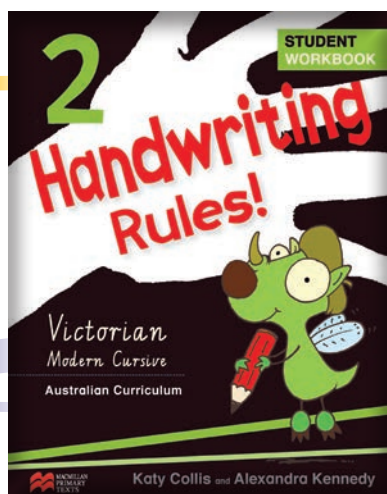
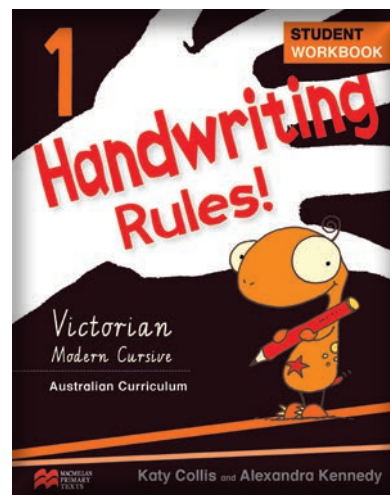
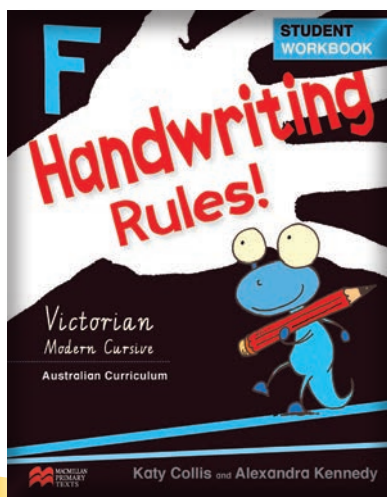
Handwriting: using print script to label maps. Spelling and vocabulary: etymology; Aboriginal languages.

51

Handwriting Rules VIC

QR Codes have been included in each spread of the student books to provide additional opportunities to model the correct letter formation or hand movement for specific letters and joins.



Simply download a code reader from the app store and scan the QR code at the bottom of each spread in the student book to view the animation. All animations can be displayed on interactive whiteboards.



Handwriting Rules

Victorian Modern Cursive Scope and Sequence Chart

Year level	Anti-clockwise Letters upper and lower case	Clockwise Letters upper and lower case	I Family Letters	U family letters	Numerals	Assessment
Foundation	aA, cC, dD, gG, qQ, eE, oO, fF, sS	mM, nN, rR, xX, zZ, hH, kK, pP	iI, tT, lL, jJ	uU, yY, vV, wW, bB	1 - 10	
Year 1	aA, cC, dD, gG, qQ, eE, oO, fF, sS	mM, nN, rR, xX, zZ, hH, kK, pP	iI, tT, lL, jJ	uU, yY, vV, wW, bB	1 - 100	
Year 2	aA, cC, dD, gG, qQ, eE, oO, fF, sS	mM, nN, rR, xX, zZ, hH, kK, pP	iI, tT, lL, jJ	uU, yY, vV, wW, bB	1 - 20 Days in each month 10-100	Progressive Assessment activities
	Review	Diagonal Joins	Horizontal Joins	Letters That Don't Join Yet	Touch Joins	Assessment
Year 3	Lower-case anticlockwise letters Lower case clockwise letters Lower-case I family letters Lower-case U family letters Shape and slope Capital letters Punctuation Numerals Size, shape and slope Diagonal exits Entries and Exits Letter groups and how they join	To descenders To ascenders To "e" To "f" From "q to u" To "s" From "s' 2	From "b, a, r, v, u" To ascenders "b, h, k, l, t" To "o" To "s" From "f" at the crossbar To "f" To "e" Revision	Letters with a tail pointing left	To anti-clockwise letters "a, c, d, g, q"	Progressive Assessment activities
	Review	Consolidation	Print script for labelling	Introducing Speed Loops	Personal Style Activities	Assessment
Year 4	Letter families Touch Joins Diagonal joins Diagonal joins to "f" Diagonal joins to "x" Diagonal joins from "q to u" Diagonal joins to and from "s' 2 Horizontal joins from "b, a, r, v, u" Horizontal joins to "e" Joins to head and body letters Horizontal joins to and from "f" Horizontal joins to "s' 2 Letters that don't join yet Double letters	Fluency and legibility Using capital letters to complete forms	Print and script for labelling	From descenders "g, j, y and z" To ascenders "b, h, k and l"	All joins and speed loops Signatures	Progressive Assessment activities





Title	ISBN	RRP
<i>Handwriting Rules!</i> VIC Modern Cursive F	978 1 4586 5029 0	\$14.95
<i>Handwriting Rules!</i> VIC Modern Cursive 1	978 1 4586 5030 6	\$14.95
<i>Handwriting Rules!</i> VIC Modern Cursive 2	978 1 4586 5031 3	\$14.95
<i>Handwriting Rules!</i> VIC Modern Cursive 3	978 1 4586 5032 0	\$14.95
<i>Handwriting Rules!</i> VIC Modern Cursive 4	978 1 4586 5033 7	\$14.95
<i>Handwriting Rules!</i> VIC Modern Cursive Foundation to Year 2 CD	978 1 4586 5091 7	\$157.50
<i>Handwriting Rules!</i> VIC Modern Cursive Year 3 and 4 CD	978 1 4586 5092 4	\$157.50

For all enquiries / orders call Customer Support on **1300 764 276**
or email **customersupport@macmillaneducation.com.au**

Prices are subject to change.

At Macmillan Science and Education ("Macmillan") we recognise the importance of your privacy and understand your concerns about the security of the personal information you provide to us. We comply with the Australian Privacy Principles (APPs) as contained in the Privacy Act 1988 (Cth). The APPs detail how personal information may be collected, used, disclosed, stored and destroyed, and how an individual may gain access to or make complaints about the personal information held about them.



HEAD OFFICE
Locked Bag 1, Prahran
VIC 3181



macmillan
education

ABN: 96 004 688 519

04/18