

Handwriting Rules!

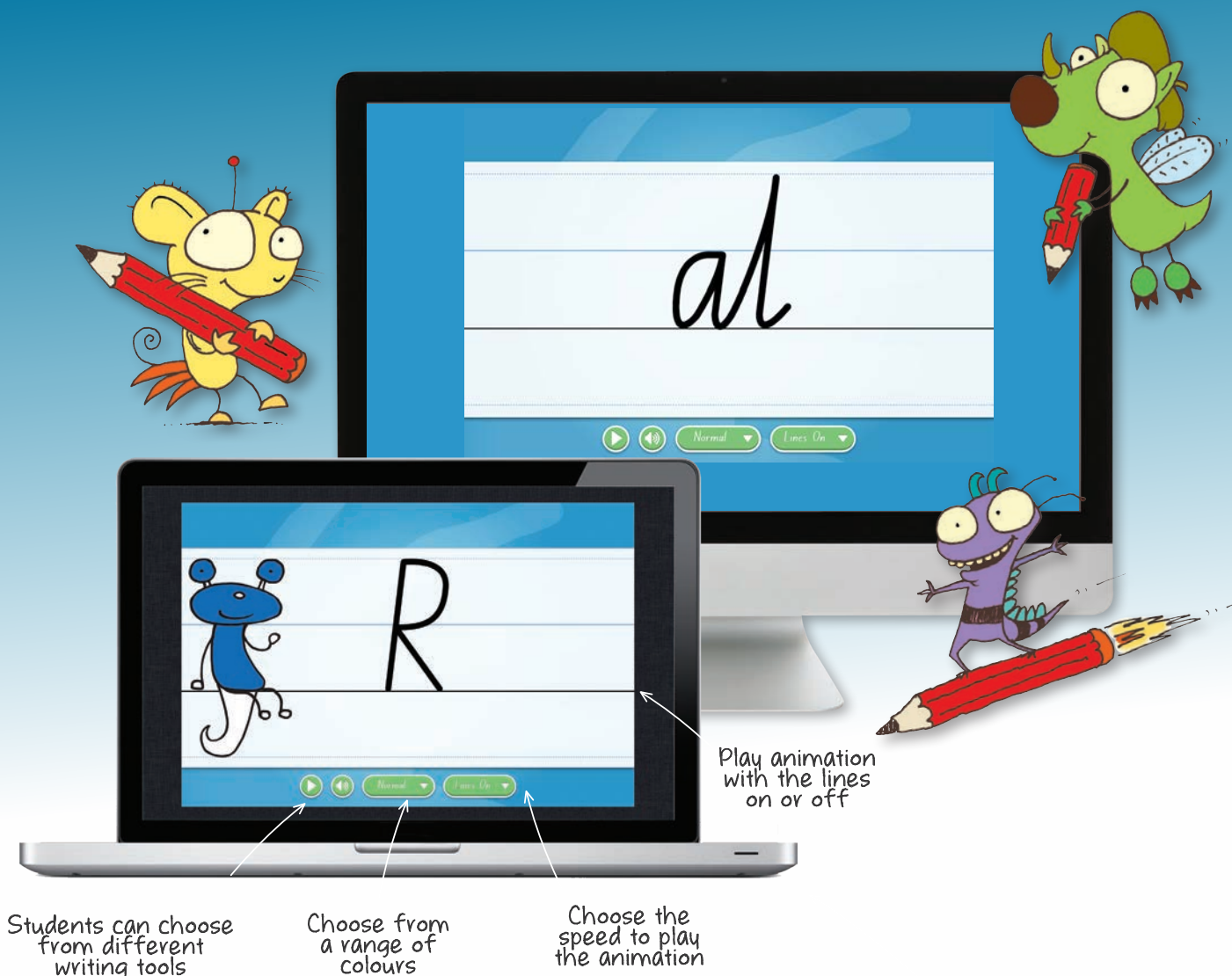


Develop fluent, legible handwriting while integrating English



QLD Beginner's Alphabet & Modern Cursive Style

QLD English Syllabus for the Australian Curriculum



Full teacher support on 1 easy-to-use CD

PACKED WITH RESOURCES FOR TEACHING, ASSESSING AND DIFFERENTIATION

Each CD features:

- **viewable** charts to warm up and get ready to write
- **animations** to model the correct formation of letters, numerals and joins
- **digital tracking or tracing activities** to embed the movement in students' motor memory
- **hundreds of printable resources** including a teaching guide, wall posters, pattern pages, differentiation worksheets, and assessment guide, checklists and certificates.

Everything you need to make teaching handwriting fun, relevant
and successful for all students!




HANDWRITING RULES! EMBRACES YOUR FEEDBACK WITH:

- better Curriculum links via activities that go beyond Handwriting practice
- multi-sensory and cognitive approaches
- a clear progression of skills
- plenty of extra printable pages for differentiation
- digital activities that motivate and engage today's students.

Above all, this exceptional series makes handwriting fun!






FEATURES:

- chant for each letter, based on an alliterative noun group
- patterns to develop fine motor control
- track and trace with start dots and directional arrows
- artwork to reinforce the focus letter
- teacher box with words to look for on the page or to link to in other English Curriculum work
- cognitive approach, including patter phrases describing how to form each letter.

BONUS

Tear-off alphabet desk strip on back cover

QR code
links to video
animation of
letter forming






Chant:


messy monkey

m m m

Trace the pattern.



Trace the pattern. Keep your pencil on the page.



Trace the pattern. Turn each pattern into a picture.



Track.



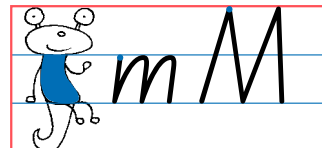

Handwriting: clockwise letter; body letter (m).

Vocabulary on page: messy, monkey.

Extra vocabulary: mat, mop, man, am, mum, men, him, many, munch.



8



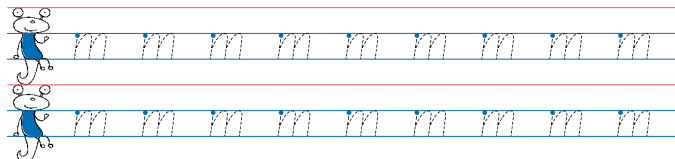
Track.




Trace.



Track.




Write.



Slope down, bounce up and across and down, then again bounce up and across and down. Keep your pencil on the page.



9



Chant:

angry alligator

a a a

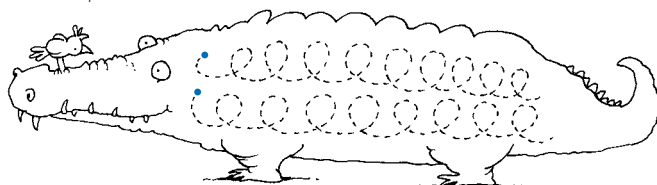
Track the pattern. Keep your pencil on the page.



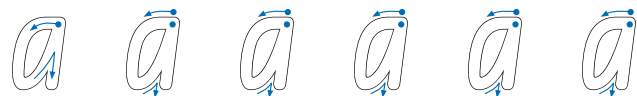
Trace the pattern. Keep your pencil on the page.



Trace the pattern.



Track.



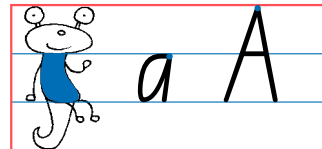
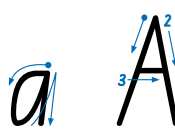
Handwriting: anticlockwise letter; body letter (a).

Vocabulary on page: ant, anteater, angry, alligator.

Extra vocabulary: an, are, apple, cat, mat, sat, tap.



40



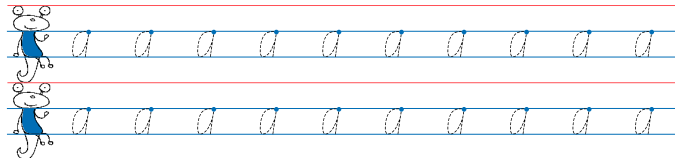
Track.



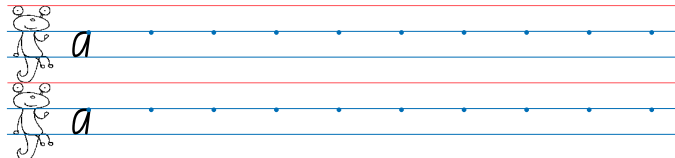
Trace.



Track.



Write.



Go backwards then curve down, make a quick turn at the bottom then up to the start and drop down. Keep your pencil on the page.



41




year
1

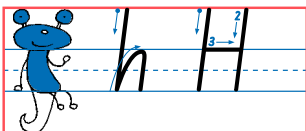


FEATURES:


- focus letter clearly modelled
- trace a pattern to warm up
- track and trace with start dots and directional arrows
- write words, with start dots to guide spacing
- write sentences
- self-assessment
- teacher box with links to grammar, punctuation, spelling and vocabulary, and literary elements.

QR code
links to video
animation of
letter forming






Warm up.




Track.



Trace then write.



Trace then write.



Handwriting: clockwise letter; head and body letter (ascender) (h).

Grammar: direct speech; saying verb (shouted); describing word/adjective (hungry); exclamation; question.

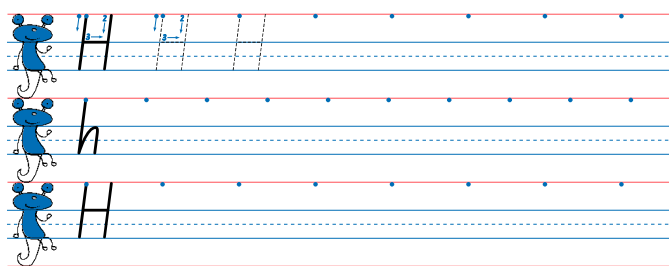
Punctuation: capital letter to start a sentence; exclamation mark; speech marks; question mark.

Spelling and vocabulary: hair, hang, hawk, help, hen, hid, hide, hiss, hum, hog, home, honey, hospital, how, howl, hungry, heart.



Literary elements: alliteration; onomatopoeia (hiss, howl); folk tale (Hansel and Gretel).

12


Trace then write.



Trace then write.



13



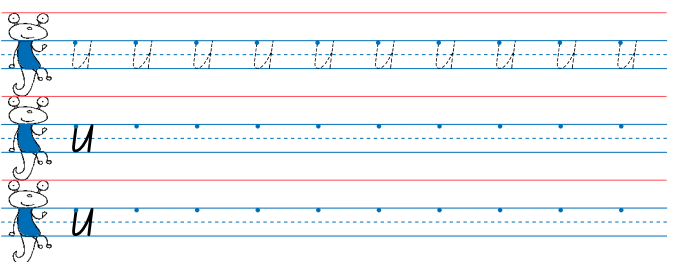
Warm up.



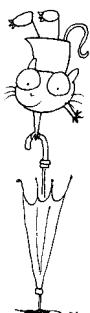
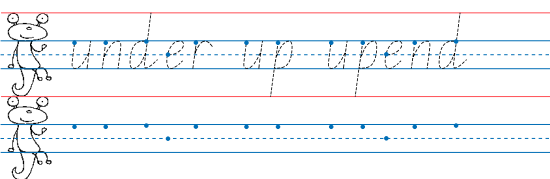
Track.



Trace then write.



Trace then write.



Handwriting: anticlockwise letter; body letter (u).

Grammar: saying verb (uttered); proper noun (Uncle Uno).

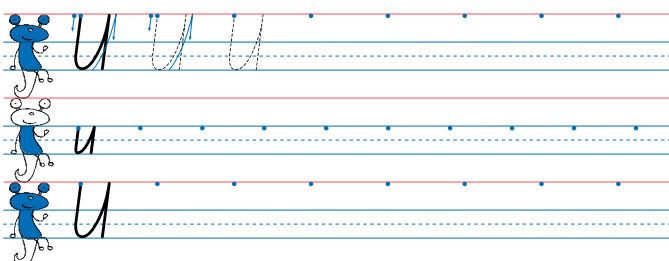
Punctuation: sentence punctuation; exclamation mark; speech marks.

Spelling and vocabulary: prefix un- (undo, untie, unzip); uncle, under, until, up, upend, upon, umbrella.

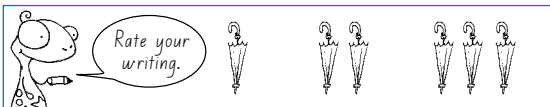

Literary elements: alliteration; onomatopoeia (ouch).

34

Trace then write.



Trace then write.



35






year
2



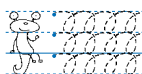
FEATURES:

- review of the Queensland Beginning Alphabet
- trace a picture to warm up
- trace a noun/verb/adverb alliterative label
- trace and write letters, words and sentences
- practice sentences connect to other elements of the English Curriculum
- self-assessment encourages students to think about their own learning
- teacher box with links to grammar, punctuation, spelling and vocabulary, and literary elements
- focus on exits, entries and the introduction of joins.

QR code
links to video
animation of
letter forming

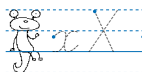


Trace and finish the pattern.




Write the date.



Write.



Use x to finish these words. Trace the words.



Trace then write.




Self-assessment

Tick your five best x's.

Draw a square around an X you could improve.




27




Write the date.




Trace.



Trace then write.



Trace then write.



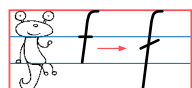
Handwriting: clockwise letter; body and tail letter (descender) (z).
Grammar: nouns; verbs; how adverb (zappily); question; question word (How?).
Punctuation: question mark; capital letter to start a sentence.

Spelling and vocabulary: drizzle, fizzed, grizzle; 'oo' vowel digraph (school); whizz, zappily, zonkey; rhyme (grizzle/drizzle); word families (zoom, zoomed, zooming, zooms).
Literary elements: portmanteau word (zonkey = zebra+donkey); riddle; joke; word play (buzz = bus); onomatopoeia (grizzle, fizzed).

28

Letters that change: f

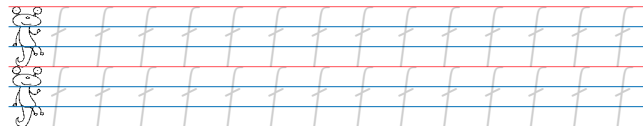
To make f easier to join, change its shape.



Track



Trace.



Write.



Use ff to complete each word. Trace the words.





Handwriting: letters that change (f).
Grammar: question; question word (what); proper nouns (Frank, Friday); adjectives (stuffy, fluffy).
Punctuation: speech marks; capital letter to start a sentence; question mark; statement; full stop.

Spelling and vocabulary: rhyme (huff/puff).
Literary elements: reference to folktale The Three Little Pigs; riddle.

46

Trace then write.

Letters that change: f





Write.



Use f or F to finish these words. Trace the words.



Trace then write.



Self-assessment

Draw stars around your best three f's.

47



year
3



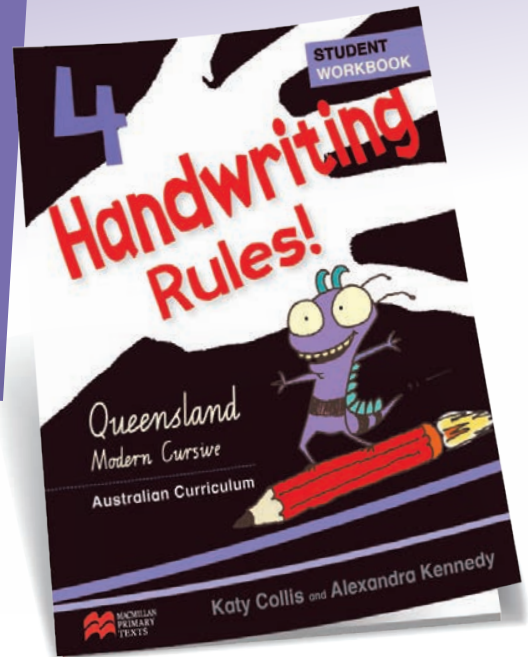
FEATURES:

- focus on diagonal, and horizontal joins and increasing fluency
- clear instruction box for each new join
- helpful tips in speech bubbles
- variety of activities, including writing own texts
- focus on building fluency and legibility
- self-assessment encourages students to think about their own learning
- teacher box with links to grammar, punctuation, spelling and vocabulary, and literary elements.






year
4



FEATURES:

- clear instruction box for each new join
- helpful tips in speech bubbles
- variety of activities provide English Curriculum context for handwriting, as well as encourage student engagement, interest and motivation
- extra challenges, such as writing without guidelines and new speed joins
- self-assessment encourages students to think about their own learning
- teacher box with links to grammar, punctuation, spelling and vocabulary, and literary elements
- review diagonal and horizontal joins
- consolidate fluency, speed and legibility
- activities to develop personal writing style.

QR code
links to video
animation of
each new join



Trace then write the anagram pairs.

horse shore
weak wake
bruise rubies
fringe finger

Review: Letters that don't join

Watch out!
Some of these
letters don't join.

Write the tongue twisters.

Seth's thrifty supermarket sells thick socks.

I scream, you scream, we all scream for
ice cream!

She sells sea shells by the sea shore.

The shells she sells are seashells, I'm sure.

Write a tongue twister of your own.




Handwriting: letters that don't join. Literary elements: anagrams; tongue twisters.

27

Consolidation: All joins, legibility

Make sure you write neatly so
others can read your writing.



Trace then write the anagram pairs.

garden danger grim ring gulp plug
right thing jest jets yep pay


Trace then write an anagram for each word.

flee fringe
fats file
foist softer
cape fare
framed flea

Write the tongue twisters.

Granny's grey goose goes last.

A gentle judge judges justly.



Self-assessment

Circle your five best joins on this page.

Handwriting: all joins; legibility. Literary elements: anagrams; alliteration; tongue twisters.

28

Consolidation: All joins

Take care with
all your joins.



A **pangram** is a sentence that uses every
letter of the alphabet. You can use letters
more than once.

Trace then write these pangrams.

The wolf just kept dozing very
quietly in a crumpled box.



The mad taxi driver wove quickly past the frisky
zebra crossing the road.



A big killer ox squashed the very cute jumping
frogs as they did a waltz.



Write a pangram of your own.



Self-assessment

Cross out the words that don't apply.
I need to work on my letter shapes, slope, spacing, size.

Handwriting: all joins. Literary elements: pangrams.

46

Consolidation: All joins

Trace then write these sentences about classic stories.

The children entered Narnia
through a wardrobe in the spare room.


A cyclone whirled Dorothy
and Toto to the Land of Oz.

Gulliver was washed ashore in Lilliput.

Peter Pan and Tinkerbell flew to Neverland.

Alice fell into a rabbit-hole and
discovered Wonderland.

Make sure your writing arm
and hand can move freely.
Keep your pencil or pen hold
relaxed and flexible.



Write a sentence of your own that tells how a story character entered a fantasy world.


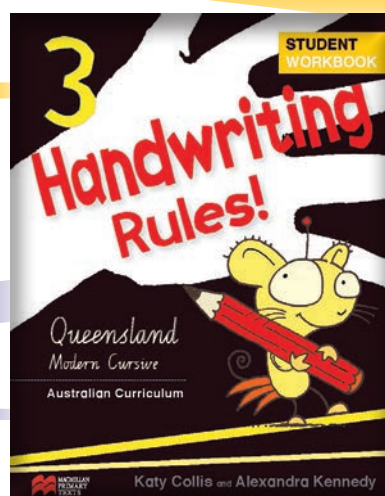
Handwriting: all joins. Grammar: proper nouns (Narnia, Dorothy, Toto, Land of Oz, Gulliver, Lilliput, Peter Pan, Tinkerbell, Neverland, Alice, Wonderland); prepositional phrases (through a wardrobe, in the spare room); verbs (whirled, was washed). Literary elements: fantasy genre, characters and settings: entering fantasy worlds; references to The Lion, the Witch and the Wardrobe, by C S Lewis (1950), The Wonderful Wizard of Oz, by L Frank Baum (1900), Gulliver's Travels, by Jonathan Swift (1726), Peter Pan, by JM Barrie (1911), Alice's Adventures in Wonderland, by Lewis Carroll (1865). (Note, these books have all been made into films.)

47

Handwriting Rules QLD

QR Codes have been included in each spread of the student books to provide additional opportunities to model the correct letter formation or hand movement for specific letters and joins.




Simply download a code reader from the app store and scan the QR code at the bottom of each spread in the student book to view the animation. All animations can be displayed on interactive whiteboards.



Handwriting Rules

Queensland Beginner's Alphabet and Modern Cursive Style Scope and Sequence Chart

Year level	Clockwise Letters	Straight Line Letters	Anticlockwise letters	Direction Change Letters	Numerals		Assessment
Foundation	mM, nN, hH, kK, pP, bB, rR, jJ	iI, tT, lL, xX, zZ	uU, vV, wW, aA, dD, qQ, oO, eE, cC, fF	gG, yY, sS	1 - 10		
Year 1	mM, nN, hH, kK, pP, bB, rR, jJ	iI, tT, lL, xX, zZ	uU, vV, wW, aA, dD, qQ, oO, eE, cC, fF	gG, yY, sS	1 - 10		
	Review Qld Beginner Alphabet	Exits	Entries	Letters That Change	Letters That Don't Change	Introducing Joins	Assessment
Year 2	Clockwise letters m, n, r, h, k, b, p, j	From a, c, d, e, h, k, l, t	Rounded entries to r, m, n, x	Letters that change f and z	Letters that don't change b, g, o, q, s	Diagonal joins	Progressive Assessment activities
	Straight line letters l, t, x, z		Pointed entries to l, j, p, u, v, w, y			Dropping on letters	
	Anticlockwise letters u, v, w, a, d, q, o, e, c, f					Horizontal joins	
	Directional change letters g, y, s					Practising joins	
	Numerals						
	Review	Diagonal Joins	Dropping On Letters	Horizontal Joins	Letters That Don't Join	More Fluency Joins	Assessment
Year 3	Beginner's Alphabet	To rounded entries	a, c, d, g, q	To rounded entries	B, g, j, p, s, y, z, q	From f	Progressive Assessment activities
	Exits and entries	To pointed entries		To pointed entries		To and from "l"	
	Letters that change "f and z"	To ascenders		To ascenders		Double "ff"	
		To "o"		To anticlockwise letters		Joins to "s"	
		To "e"					
		Revision					
	Review of Beginner's Alphabet	Review Joins	Consolidation	Personal Style			Assessment
Year 4	Printing lower-case and capital letters	Diagonal Joins	Letter, size, shape and slope	8mm blue lines			Progressive Assessment activities
	Punctuation and numerals	Joins to and from "f"	Joins, legibility, fluency and speed	signatures			
	Printing to label diagrams	Dropping on letters	Printing to label maps				
		Horizontal joins Joins to "s"	Using capitals to complete forms				
		Double Letters Letters that don't join					





Title	ISBN	RRP
<i>Handwriting Rules! QLD Beginner's Alphabet Year F</i>	978 1 4586 5034 4	\$14.95
<i>Handwriting Rules! QLD Beginner's Alphabet Year 1</i>	978 1 4586 5035 1	\$14.95
<i>Handwriting Rules! QLD Modern Cursive Year 2</i>	978 1 4586 5036 8	\$14.95
<i>Handwriting Rules! QLD Modern Cursive Year 3</i>	978 1 4586 5037 5	\$14.95
<i>Handwriting Rules! QLD Modern Cursive Year 4</i>	978 1 4586 5038 2	\$14.95
<i>Handwriting Rules! QLD Beginner's Alphabet & Modern Cursive Style Years F-4 CD</i>	978 1 4586 5093 1	\$261.50

For all enquiries / orders call Customer Support on **1300 764 276**
or email **customersupport@macmillaneducation.com.au**

Prices are subject to change.

At Macmillan Science and Education ("Macmillan") we recognise the importance of your privacy and understand your concerns about the security of the personal information you provide to us. We comply with the Australian Privacy Principles (APPs) as contained in the Privacy Act 1988 (Cth). The APPs detail how personal information may be collected, used, disclosed, stored and destroyed, and how an individual may gain access to or make complaints about the personal information held about them.



HEAD OFFICE
Locked Bag 1, Prahran
VIC 3181



macmillan
education

ABN: 96 004 688 519

04/18